
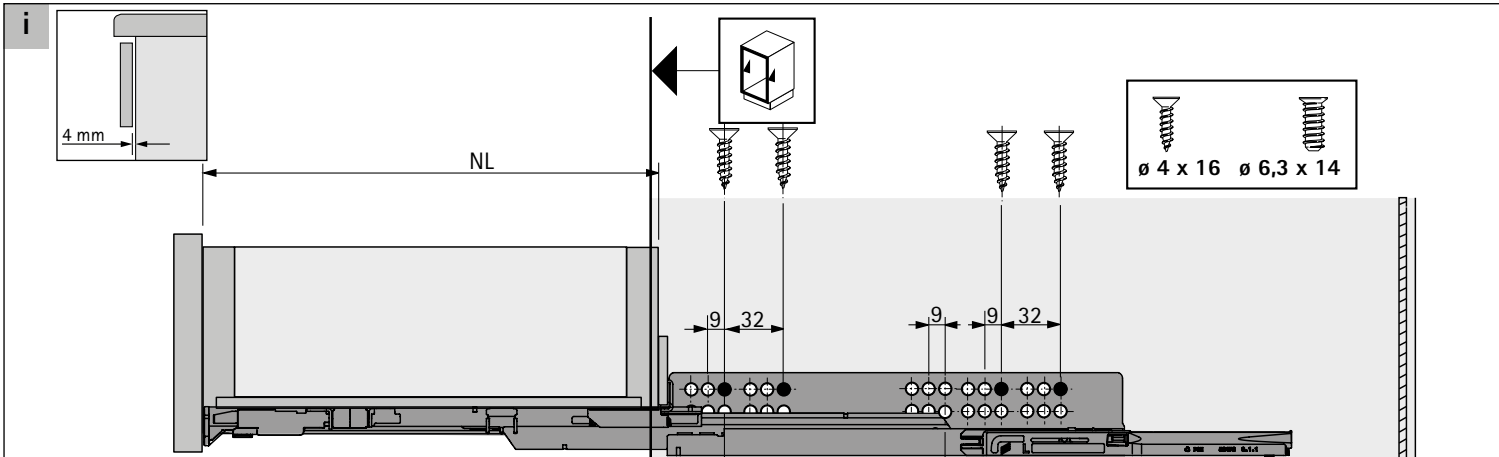
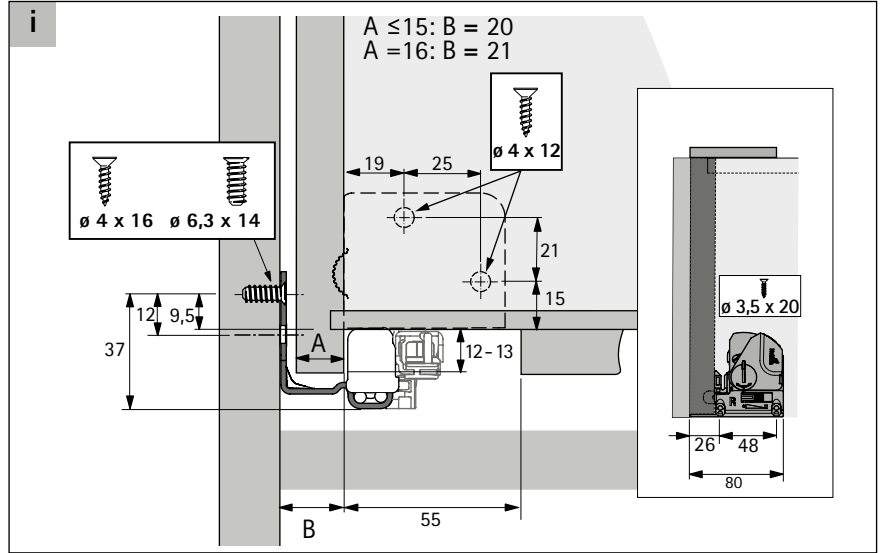
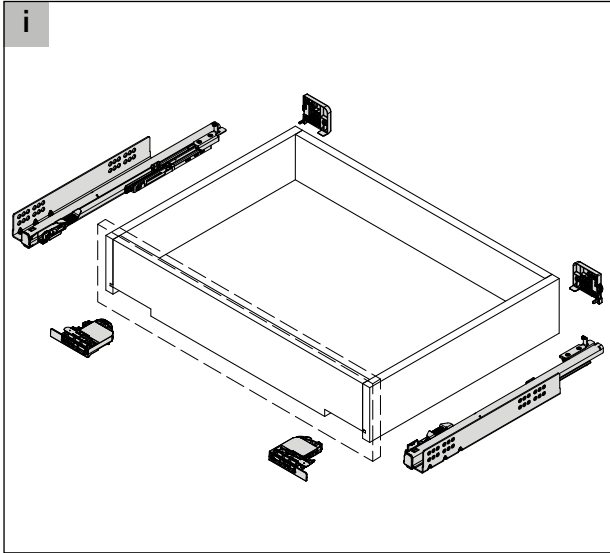


Quadro 4D V6 Push to open

Technik für Möbel



<http://www.hettich.com/short/859c3c>



NL	KT	b1	b2	ø	NL	KT	b1	b2	ø
250	263	142	-	4 x	450	463	256	-	4 x
300	313	192	-	4 x	480	493	256	-	4 x
320	333	192	-	4 x	500	513	288	224	4 x
350	363	192	-	4 x	520	533	288	224	4 x
380	393	224	-	4 x	550	563	288	224	4 x
400	413	224	-	4 x	580	593	352	-	4 x
420	433	256	-	4 x	600	613	352	-	4 x

